

Property Taxes and Budgeting



Citizen Academy
March 5, 2019

Dale Bickell, Chief Administrative Officer
Leigh Griffing, Finance Director
Jessica Miller, Citizen Services Manager

2017 Appraisal Notice

County: Fergus

Levy District: 0832-4

Assessment Code: 0004532189

Property Classification	Acres/ Quantity	Previous Assessed Value	Current Assessed Value	Previous Taxable Value	Current Taxable Value	Prior Year Millage Rate	Estimated 2017 General Taxes*
HALL TOWNSITE, S13, TO3 S, R07 E, BLOCK 2, LOT 4-7							08-4523-13-7-17-05-0000*
2201 - Residential City or Town Lots	-	-	-	-	-	-	-
3501 - Improvement on Residential City or Town Lots	-	-	-	-	-	-	-
Land and Improvement Value	0.21	147,700	155,050	1,994	2,793	835.66	2,334**
Totals		147,700	155,050	1,994	2,793	835.66	2,334**

Change in value from January 2014
to January 2016

Estimate based on the total number of mills assessed
the previous tax year by city, county, and schools.

Department of Revenue will mail 2019 appraisal
notices in June. There is a 30-day protest period.

Property Tax Bill

Levy Description	Amount	Levy Description	Amount	Levy Description	Amount
City		RELATIONSHIP VIOLENCE SERVIC	2.54	Special Districts	
CITY OF MISSOULA GEN FUND	823.14	COUNTY SEARCH/RESCUE	0.78	MOUNTAIN LINE-URBAN TRANS	126.74
County		SEARCH/RESCUE SEELEY	0.44	State School	
COUNTY AGING SERVICES	10.34	COUNTY SUBSTANCE ABUSE PRE	5.64	STATE ELEM EQUALIZATION	112.16
COUNTY PUBLIC WORKS BRIDGES	14.72	COUNTY TECHNOLOGY FUND	14.62	STATE HS EQUALIZATION	74.78
CAPITAL IMPROVEMENTS	21.52	COUNTY WEED CONTROL	8.88	STATE SCHOOL FOUNDATION EQ	135.96
COMMUNITY & PLANNING SVC	9.18	Total County	809.32	STATE UNIVERSITY MILLAGE	20.40
COMMUNITY ASSISTANCE FUND	12.78	Local School		STATE VO-TECH MILLAGE	5.10
CHILDCARE PROVIDER TRAINING	1.06	101 MISSOULA ELEM GEN	373.54	Total State School	348.40
DISTRICT COURT	10.40	110 MISSOULA ELEM TRANS	106.86	Total General Taxes	3,136.70
COUNTY EXTENSION SERVICE	6.86	113 MISSOULA ELEM TUITION	29.70		
COUNTY FAIR	7.58	117 MISSOULA ELEM ADULT ED	2.68		
COUNTY GENERAL FUND	140.54	128 MISSOULA ELEM TECH	24.82		
GRANTS AND COMMUNITY SERVI	5.10	150 MISSOULA ELEM DEBT SVC	187.56		
COUNTY JAIL DEBT SERVICE	10.90	161 MISSOULA ELEM BLDG RESER	9.04		
JUDGEMENT LEVY 2018	3.50	201 MSLA CO HIGH SCH GEN	168.70		
COUNTY LIBRARY	36.48	210 MSLA CO HIGH SCH TRANS	26.92		
LIBRARY GO BONDS	25.26	213 MSLA CO HIGH SCH TUITION	10.36		
LIGO 2017 BONDS	3.20	217 MSLA CO HIGH SCH ADULT ED	7.28		
COUNTY MENTAL HEALTH TREAT	1.70	228 MSLA CO HIGH SCH TECH	12.30		
COUNTY HISTORICAL MUSEUM	7.14	250 MSLA CO HIGH SCH DEBT SVC	106.06		
COUNTY PARKS & RECREATION	10.64	261 MSLA CO HIGH SCH BLDG RES	6.38		
COUNTY PERMISSIVE MEDICAL LE	46.26	RETIREMENT-ELEMENTARY	92.24		
COUNTY/CITY PLANNING	10.54	RETIREMENT-HIGH SCHOOL	51.64		
COUNTY PROP & LIAB INS.	10.12	TRANSPORTATION - HS/ELEM	10.92		
COUNTY PUBLIC SAFETY FUND	170.60	Total Local School	1,229.10		

This portion of the tax bill is based on the taxable value of the property. Each jurisdiction (city, county, and schools) levies a specific number of mills, which is multiplied by the property's taxable value.

Description	Code	1st Half	2nd Half
CPRK CITY PARK DIST.	CPRK	29.00	29.00
CRD CITY ROAD DIST.	CRD	58.50	58.50
FT MSLA PARKS OPEN SPACE	FMRP	20.86	20.86
ROSP COUNTY OPEN SPACE	ROSP	5.36	5.36
SOC SOIL CONSERV. DIST.	SOC	2.64	2.63
WOD WATER QUAL DIST.	WOD	10.89	0.00
TOTAL SPECIAL ASSESSMENTS		127.25	116.33

DISTRICT 1.1	1.1	922,8300	1,568.35	1,568.35
TOTAL TAXES DUE CURRENT YEAR:			\$3,380.28	

Special assessments include the city road and park districts, special improvement districts such as street or sewer projects, sidewalk projects, water quality district, and voted bonds such as open space. Some are a flat dollar amount for all properties and others are based on the taxable value.

For online payments, please log onto missoulataxes.us

When paying by credit/debit card, a \$1.25 transaction fee plus a 1.995% processing fee is applied.



Missoula County Treasurer
Tyler R. Germant
200 West Broadway Street
Missoula, MT 59802

2018 REAL ESTATE STATEMENT OF TAXES PAYABLE

TOTAL 2018 TAXES DUE: \$3,380.28

Parcel #: 4084720 Statement#: 34154
Property Location: 2101 BRIGGS ST
Legal Description: (1) 04-2093-06-1-18-15-0000
Sec:06 Twn:12 N Rng:19 W
SUBDIV:BRG - Added By CSA During Conversion LOT:15
BRIGGS COURT, S06, T12 N, R19 W, Lot 15

Valuation Type	Market Value	Taxable Value
Real Estate	62,745	647
Improvements	189,055	2,552
Personal Property	0	0
TOTAL	251,800	3,399

Billing date: 10/14/2018

MILLER JESSICA S
2101 BRIGGS ST
MISSOULA MT 59803-1125

Temp Return Service Requested

Property Tax Bill

GENERAL TAX DETAIL					
Levy Description	Amount	Levy Description	Amount	Levy Description	Amount
City		RELATIONSHIP VIOLENCE SERVIC	2.54	Special Districts	
CITY OF MISSOULA GEN FUND	823.14	COUNTY SEARCH/RESCUE	0.78	MOUNTAIN LINE-URBAN TRANS	126.74
County		SEARCH/RESCUE SEELEY	0.44	State School	
COUNTY AGING SERVICES	10.34	COUNTY SUBSTANCE ABUSE PRE	5.64	STATE ELEM EQUALIZATION	112.16
COUNTY PUBLIC WORKS BRIDGES	14.72	COUNTY TECHNOLOGY FUND	14.62	STATE HS EQUALIZATION	74.78
CAPITAL IMPROVEMENTS	21.52	COUNTY WEED CONTROL	8.88	STATE SCHOOL FOUNDATION EQ	135.96
COMMUNITY & PLANNING SVC	9.18	Total County	809.32	STATE UNIVERSITY MILLAGE	20.40
COMMUNITY ASSISTANCE FUND	12.78	Local School	373.54	STATE VO-TECH MILLAGE	5.10
CHILDCARE PROVIDER TRAINING	1.06	101 MISSOULA ELEM GEN	373.54	Total State School	
DISTRICT COURT	10.40	110 MISSOULA ELEM TRANS	106.86	Total General Taxes	3,136.70
COUNTY EXTENSION SERVICE	6.86	113 MISSOULA ELEM TUITION	29.70		
COUNTY FAIR	7.58	117 MISSOULA ELEM ADULT ED	2.68		
COUNTY GENERAL FUND	140.54	128 MISSOULA ELEM TECH	24.82		
GRANTS AND COMMUNITY SERVI	5.10	150 MISSOULA ELEM DEBT SVC	187.56		
COUNTY JAIL DEBT SERVICE	10.90	161 MISSOULA ELEM BLDG RESER	9.04		
JUDGEMENT LEVY 2018	3.50	201 MSLA CO HIGH SCH GEN	168.70		
COUNTY LIBRARY	36.48	210 MSLA CO HIGH SCH TRANS	26.92		
LIBRARY GO BONDS	25.26	213 MSLA CO HIGH SCH TUITION	10.36		
L TGO 2017 BONDS	3.20	217 MSLA CO HIGH SCH ADULT ED	7.28		
COUNTY MENTAL HEALTH TREAT	1.70	228 MSLA CO HIGH SCH TECH	12.30		
COUNTY HISTORICAL MUSEUM	7.14	250 MSLA CO HIGH SCH DEBT SVC	106.06		
COUNTY PARKS & RECREATION	10.64	261 MSLA CO HIGH SCH BLDG RES	6.38		
COUNTY PERMISSIVE MEDICAL LE	46.26	RETIREMENT-ELEMENTARY	92.24		
COUNTY/CITY PLANNING	10.54	RETIREMENT-HIGH SCHOOL	51.64		
COUNTY PROP & LIAB INS.	10.12	TRANSPORTATION - HS/ELEM	10.92		
COUNTY PUBLIC SAFETY FUND	170.60	Total Local School	1,229.10		

SPECIAL ASSESSMENTS				
Description	Code	1st Half	2nd Half	
CPRK CITY PARK DIST.	CPRK	29.00	29.00	
CRD CITY ROAD DIST.	CRD	58.50	58.50	
FT MSLA PARKS OPEN SPACE	FMRP	20.86	20.85	
ROSP COUNTY OPEN SPACE	ROSP	5.36	5.35	
SOC SOIL CONSERV. DIST.	SOC	2.64	2.63	
WOD WATER QUAL DIST.	WOD	10.89	0.00	
TOTAL SPECIAL ASSESSMENTS		127.25	116.33	

This property may qualify for a Property Tax Assistance Program. This may include: Property Tax Assistance, Disabled or Deceased Veteran's Residential Exemption, and/or Elderly Homeowner's Tax Credit. Contact the Department of Revenue at (406)329-1400 for further information.				
General Taxes	District	1st Half	2nd Half	
DISTRICT 1.1	1.1	922.8300		
TOTAL TAXES DUE CURRENT YEAR:			\$3,380.28	

922.83 mills x \$3,399 taxable value ÷ 1,000 = \$3,136.70

For online payments, please log onto missoulataxes.us

When paying by credit/debit card, a \$1.25 transaction fee plus a 1.995% processing fee is applied.



Missoula County Treasurer
Tyler R. Germant
200 West Broadway Street
Missoula, MT 59802

Temp Return Service Requested

MILLER JESSICA S
2101 BRIGGS ST
MISSOULA MT 59803-1125

2018 REAL ESTATE STATEMENT OF TAXES PAYABLE

TOTAL 2018 TAXES DUE: \$3,380.28

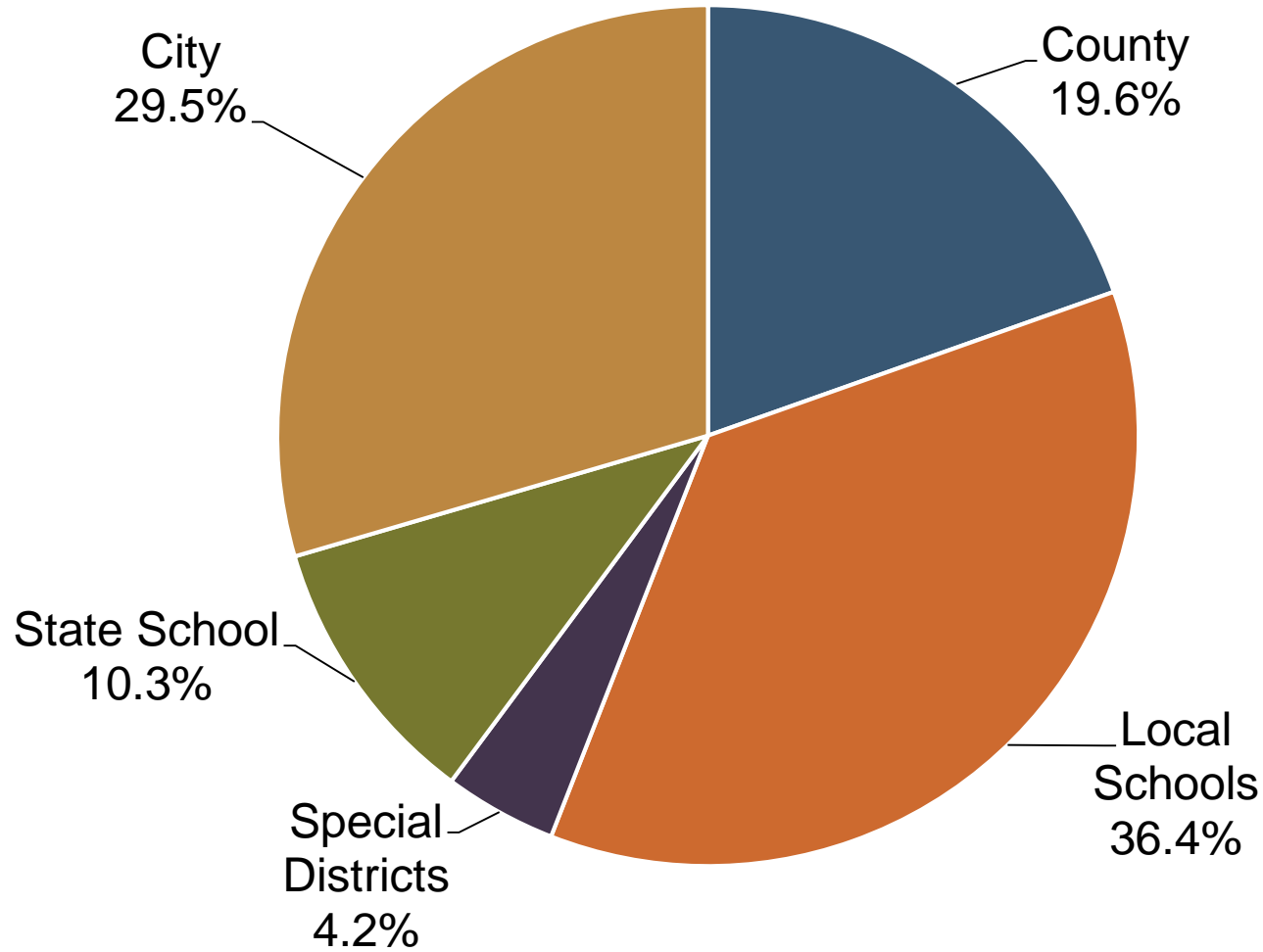
Parcel #: 4084720 Statement#: 34154
Property Location: 2101 BRIGGS ST
Legal Description: (1) 04-2093-06-1-18-15-0000
Sec:06 Twn:12 N Rng:19 W
SUBDIV:BRG - Added By CSA During Conversion LOT
BRIGGS COURT, S06, T12 N, R19 W, Lot 15

Valuation Type	Market Value	Taxable Value
Real Estate	62,745	847
Improvements	189,055	2,552
Personal Property	0	0
TOTAL	251,800	3,399

Billing date: 10/14/2018

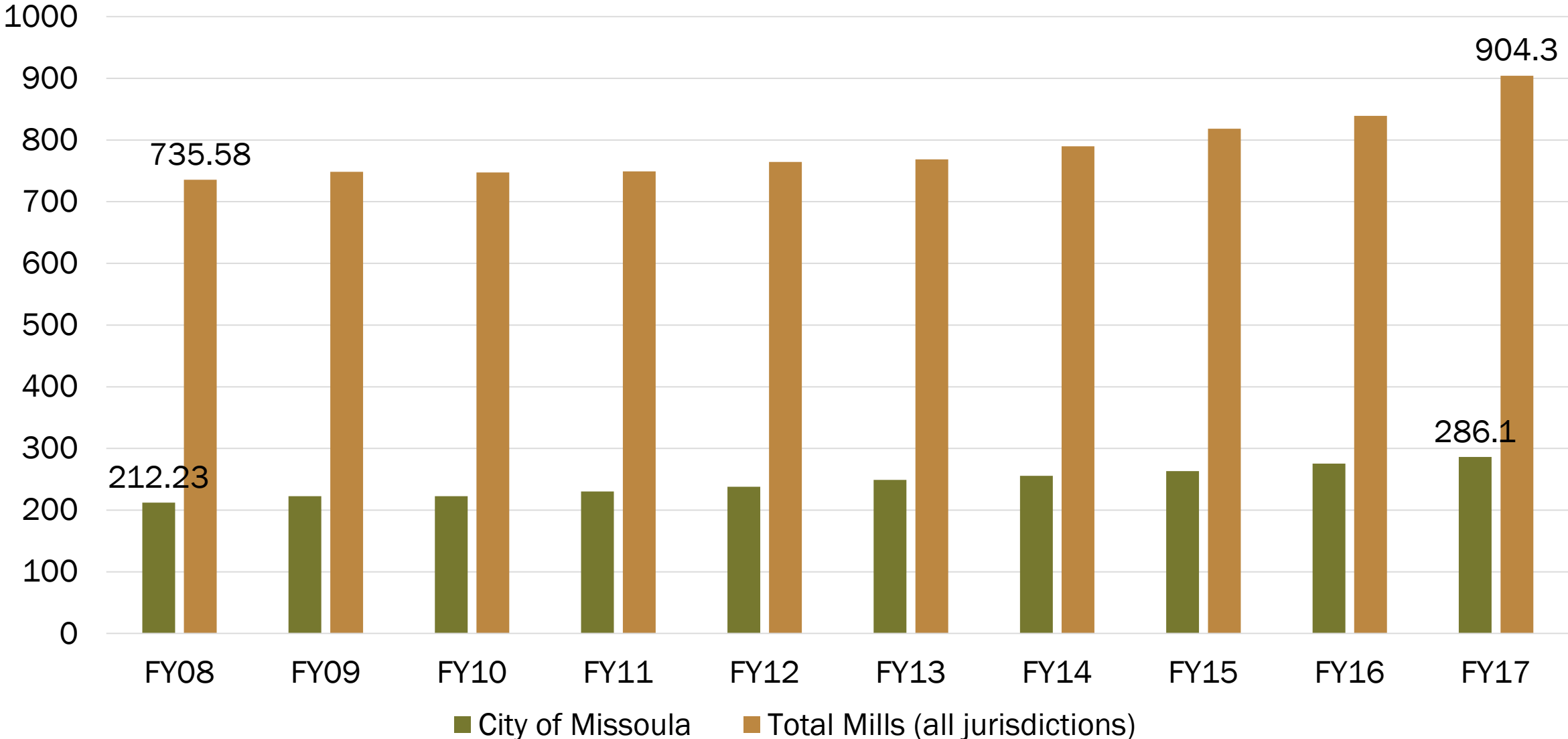
Taxable value and market value are determined by the State of Montana Department of Revenue.

Missoula Property Tax Distribution

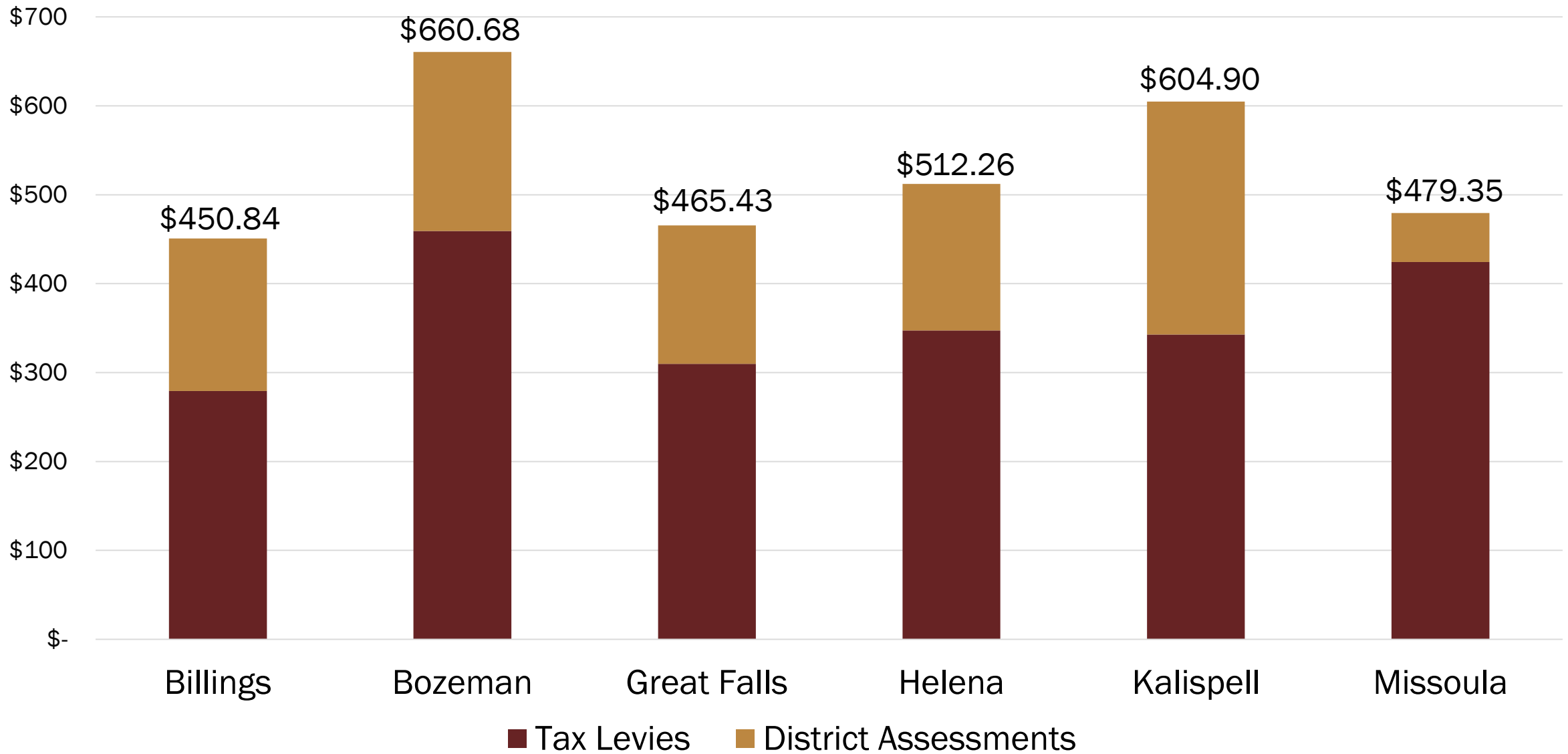


- City includes City general fund, road and park districts
- Special districts include Mountain Line Urban Transportation District, Soil Conservation District, and Water Quality District
- County includes Fort Missoula and Open Space bonds

Mills Levied by Jurisdiction

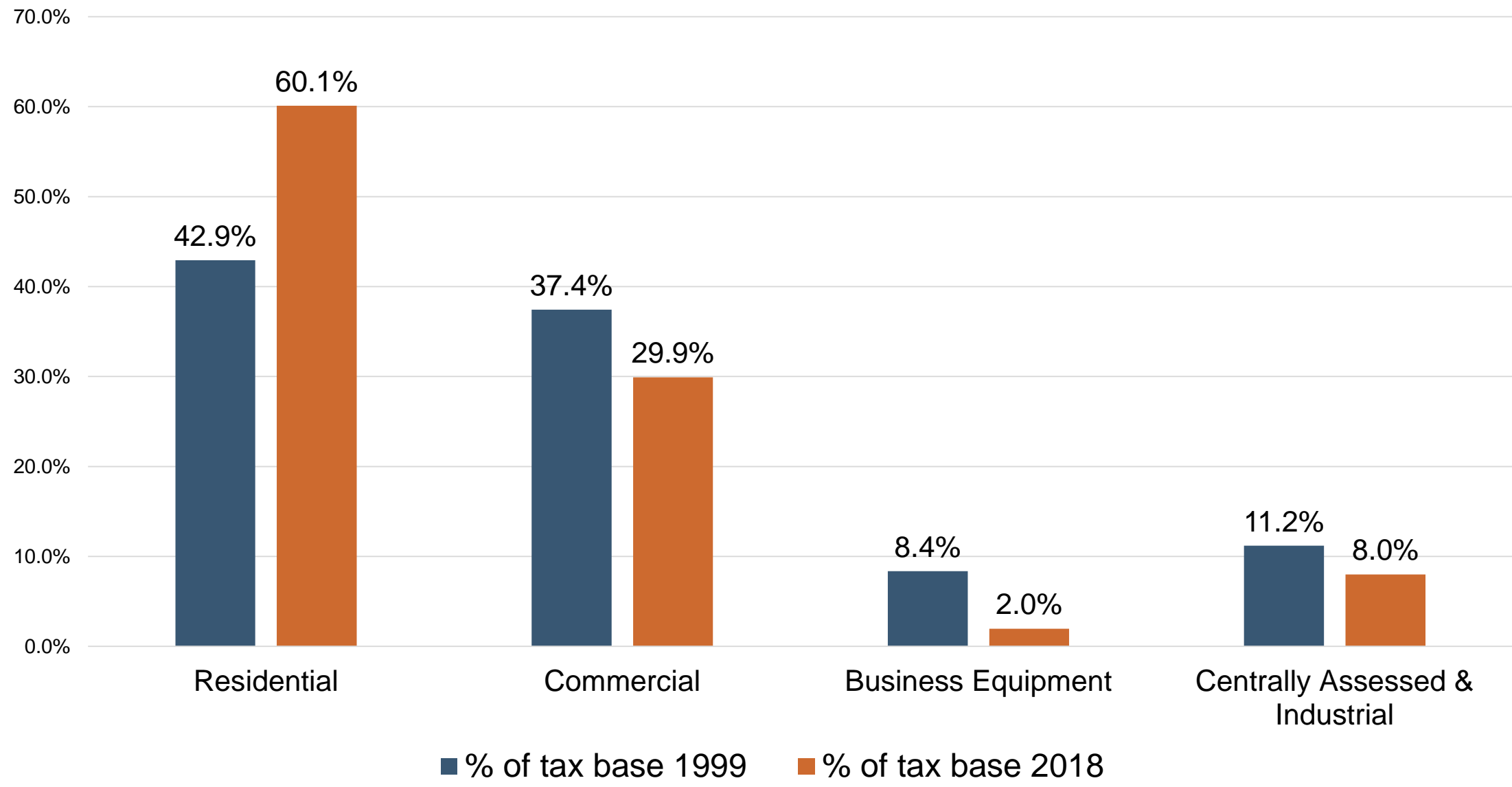


Per Capita Revenue

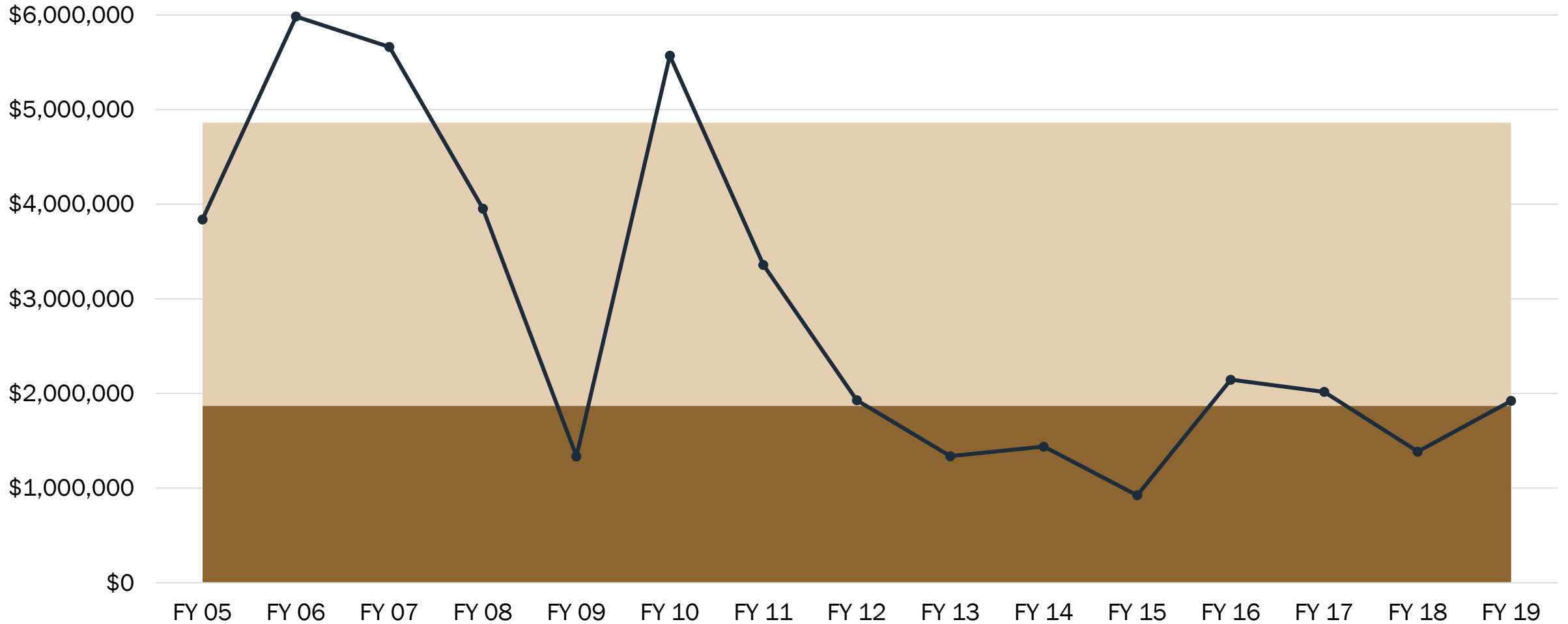


Source: City of Missoula Finance Department

Percent of Tax Base

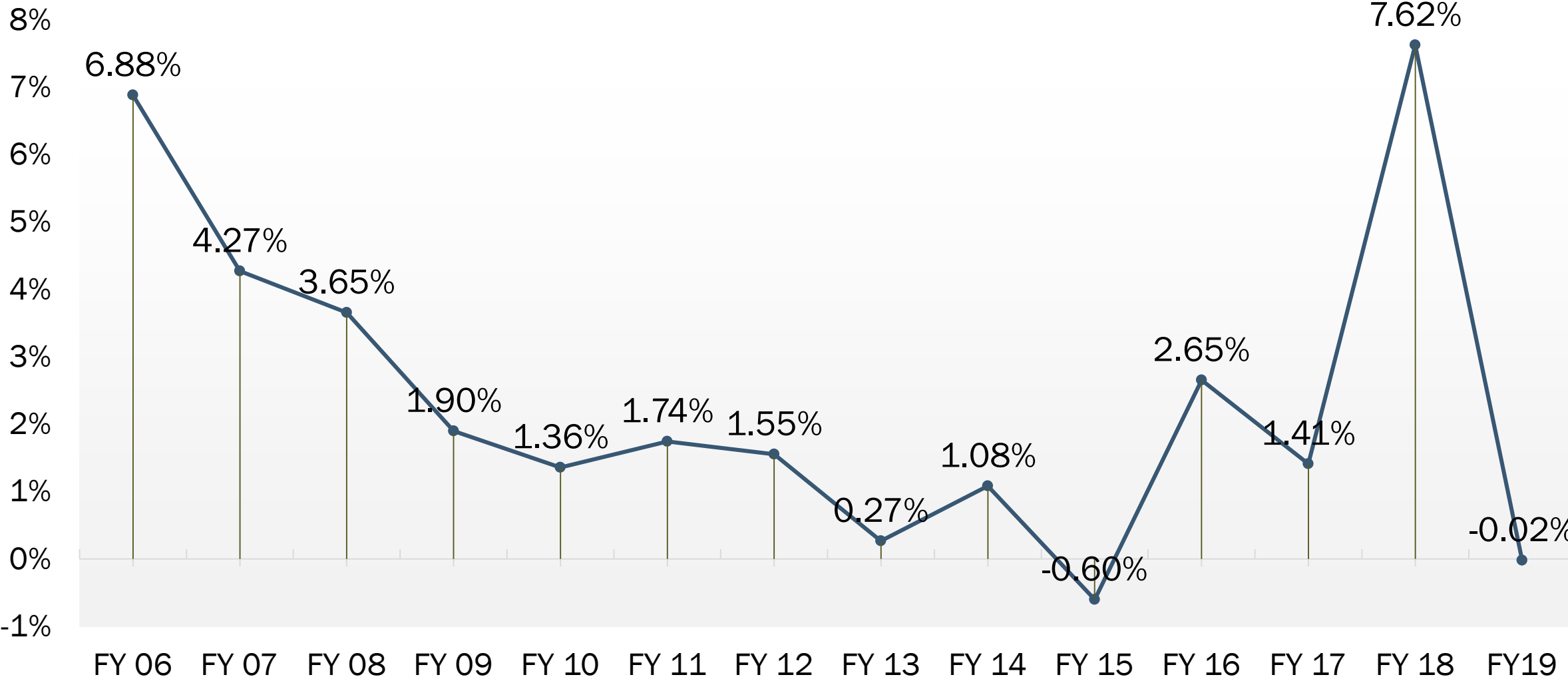


Value of Newly Taxable Property

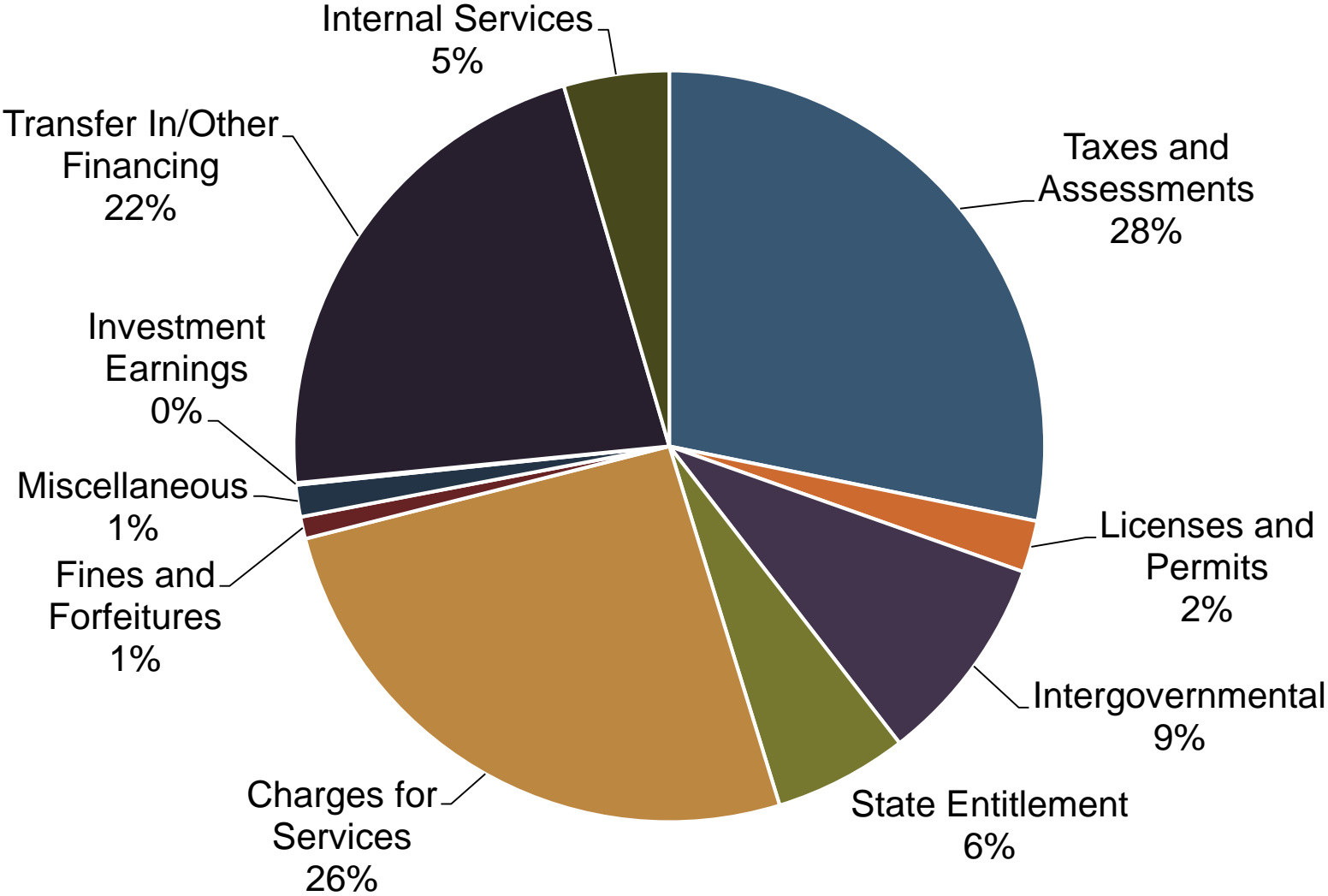


Pre-recession Average (FY05-FY08) Post-recession Average (FY16-FY19) Taxable Value of Newly Taxable Property

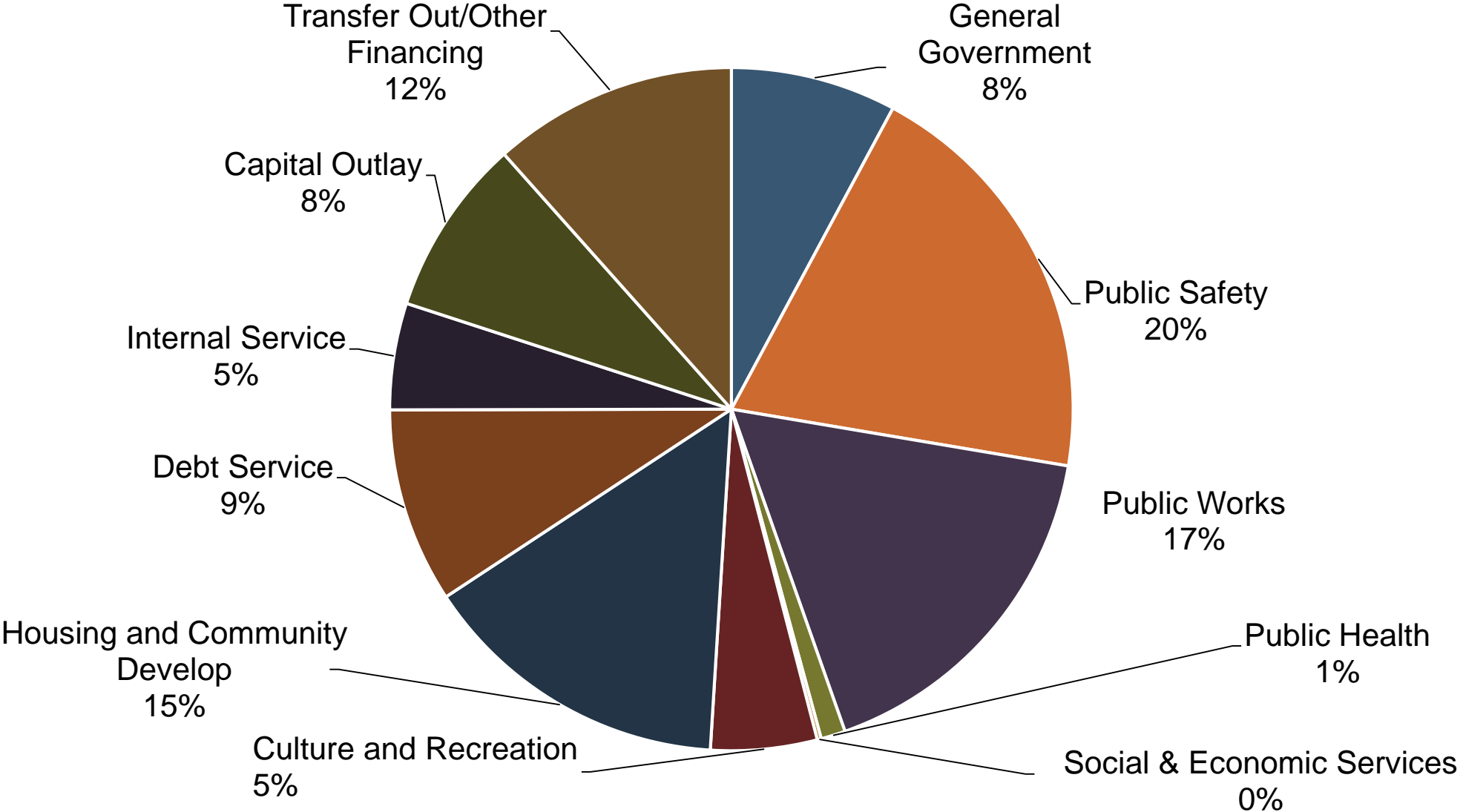
Mill Value Change from Previous Year



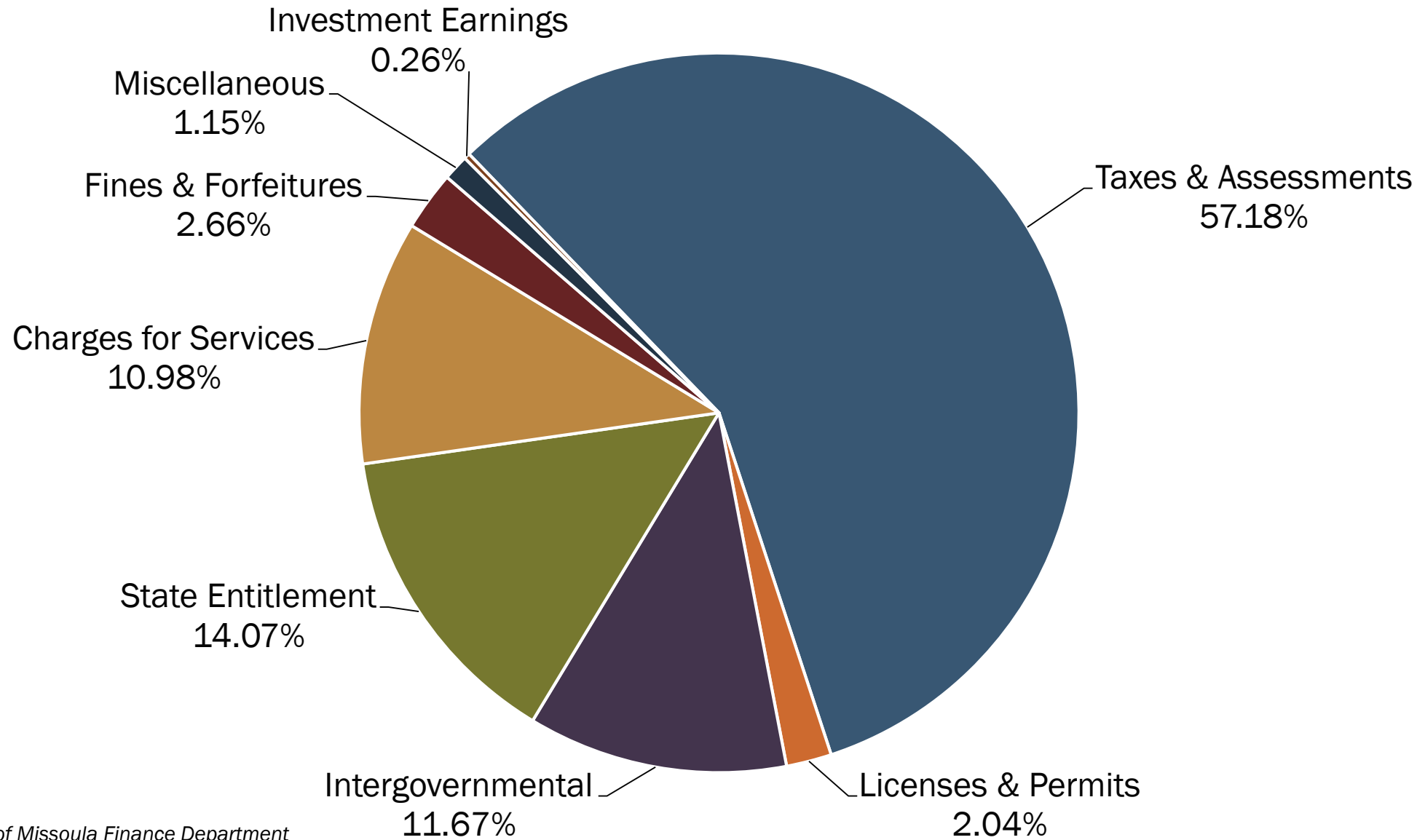
All Funds FY 2019 Revenues



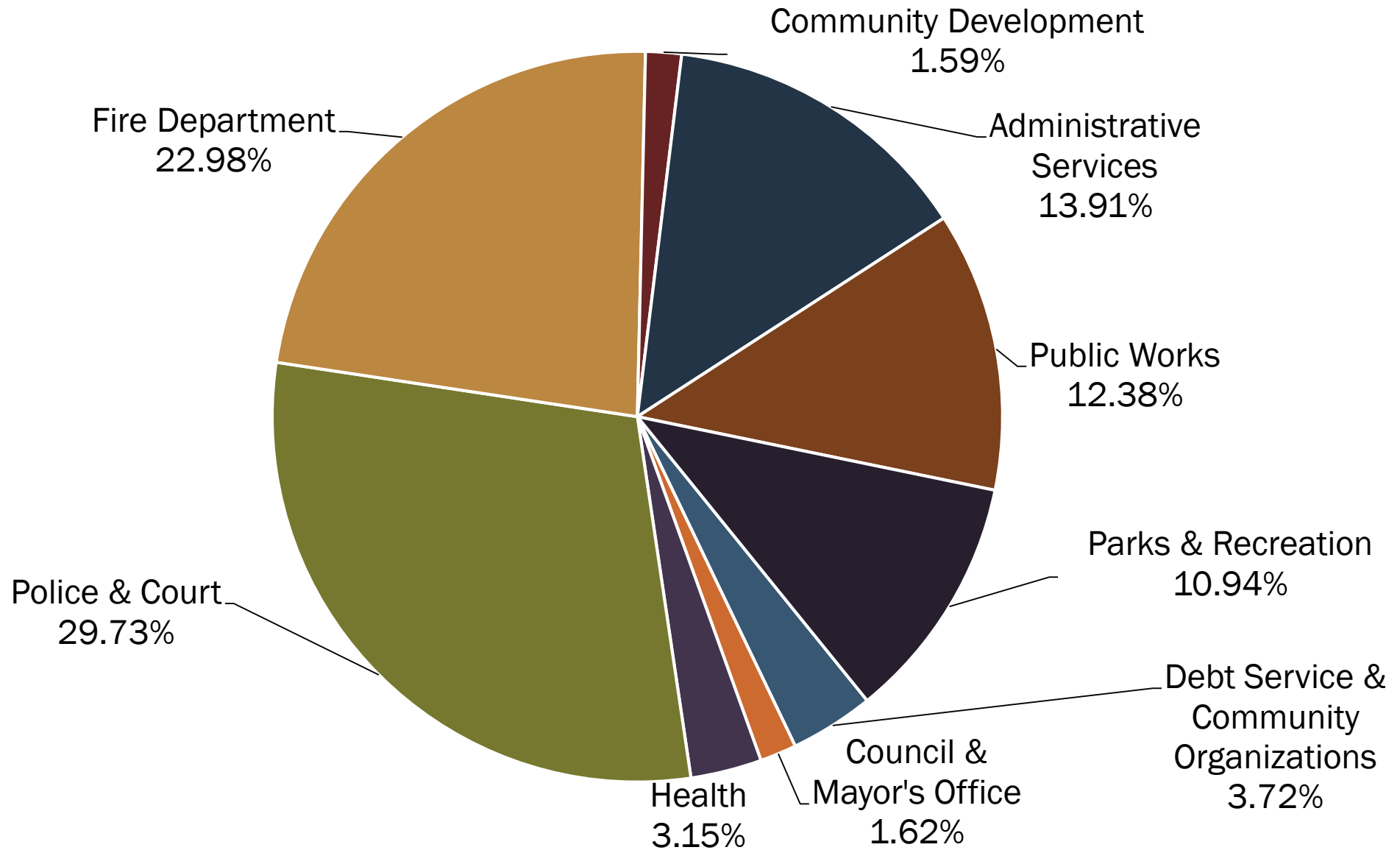
All Funds FY 2019 Expenditures



FY 2018 General Fund Revenues



FY 2018 General Fund Expenditures



Source: City of Missoula Finance Department

Service Trends

Increases 2008-2017

